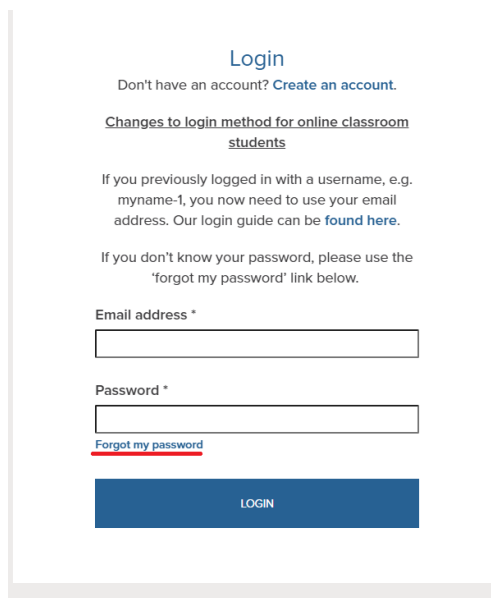


How To Reset Login Details

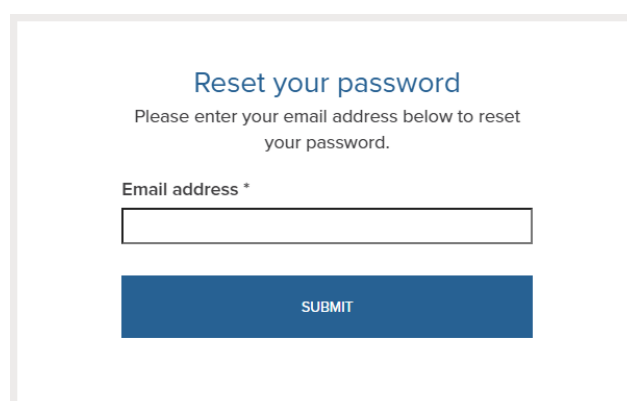
Step 1: Go to <https://www.wsetglobal.com/> then select *Login* in the top right-hand corner of the page.



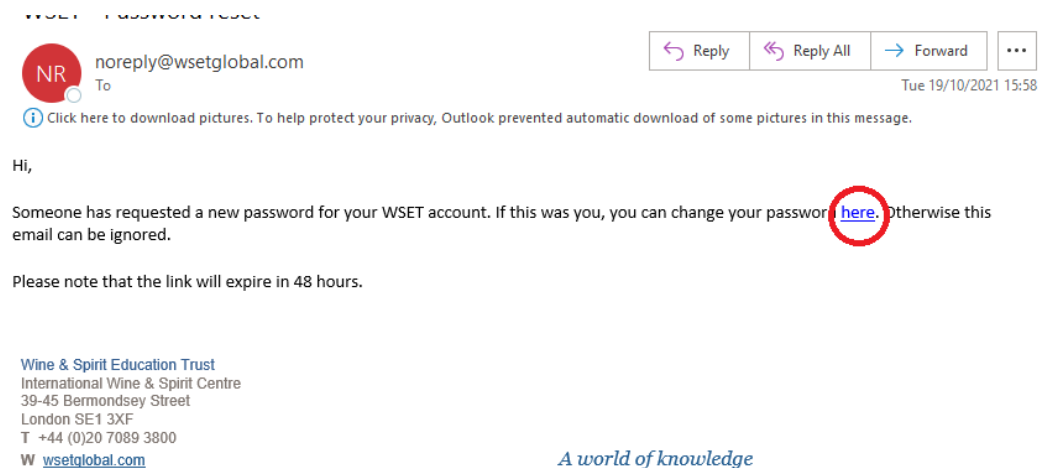
Step 2: Then select *Forgot my password*.

A screenshot of the WSET 'Login' page. The page title is 'Login'. Below it, there is a link 'Don't have an account? Create an account.' and a link 'Changes to login method for online classroom students'. Two paragraphs of text provide instructions on login methods. At the bottom, there are input fields for 'Email address *' and 'Password *', a 'Forgot my password' link (highlighted with a red underline), and a blue 'LOGIN' button.

Step 3: When prompted enter your registered email address and select submit.

A screenshot of the WSET 'Reset your password' page. The title is 'Reset your password'. Below the title, it says 'Please enter your email address below to reset your password.' There is an input field for 'Email address *' and a blue 'SUBMIT' button at the bottom.

Step 4: Check your inbox or spam inbox for instructions and a link to reset your password. Select '[here](#)' as instructed in the email to open the reset link.



Step 5: Then type your desired password in the provided boxes and select *Submit*.

Enter new password

This is a one-time reset page for your password.
If you see errors when submitting, please try requesting a fresh [password reset link](#).

Password *

Please enter a valid password. Your password must be at least 8 characters long, containing at least one alphabetical character and one number

Confirm Password *

SUBMIT